

GRID SYSTEM OPERATION SUMMARY (SABAH)

	FORECAST	ACTUAL	VARIANCE
Maximum Demand (7th AUG' 2013)	800 MW	702 MW	-12.28%
Maximum Energy (7th AUG' 2013)	16.6 MW	14.2 GWh	-14.46%
Maximum Demand (record high 27 MARCH' 2013)	860 MW	867 MW	0.77%

Prepared by:

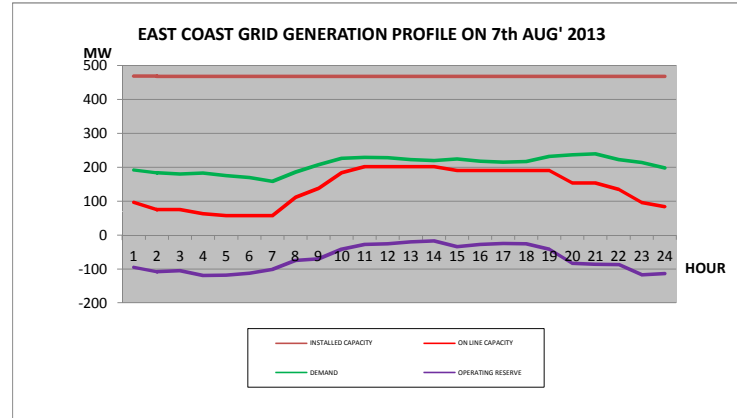
Electricity Market Operations

Electricity Supply & Market Regulations Dept.

Energy Commission Malaysia

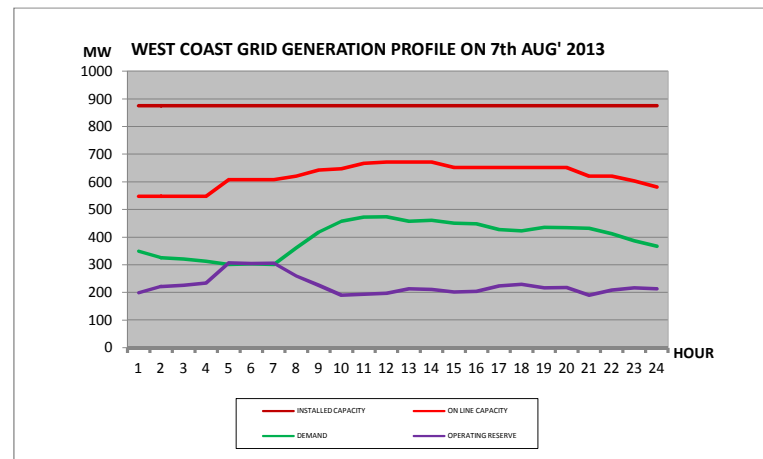
EAST COAST GRID																							
INSTALLED CAPACITY		467.9	467.9	467.9	467.9	467.9	467.9	467.9	467.9	467.9	467.9	467.9	467.9	467.9	467.9	467.9	467.9	467.9	467.9	467.9	467.9	467.9	467.9
ON LINE CAPACITY		96	75	75	63	57	57	57	111	137	184	202	202	202	190	190	190	190	153	153	135	96	84
DEMAND		191.69	183.2	179.98	182.53	175.07	169.92	157.95	185.83	207.06	225.78	229.33	227.68	222.66	219.42	224.37	217.43	214.67	216.25	232.11	236.38	238.98	222.1
OPERATING RESERVE		-95.69	-108.2	-104.98	-119.53	-118.07	-112.92	-100.95	-74.83	-70.06	-41.78	-27.33	-25.68	-20.66	-17.42	-34.37	-27.43	-24.67	-26.25	-42.11	-83.38	-85.98	-87.1

EAST COAST GRID OPERATION



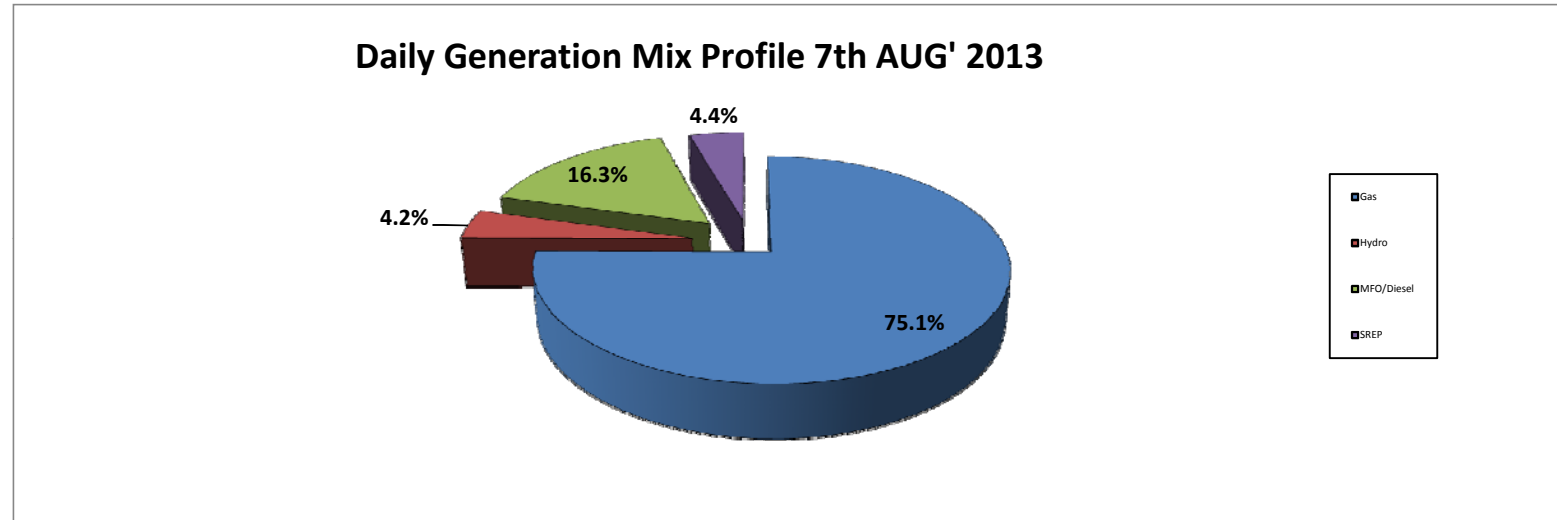
WEST COAST GRID																									
		1	2	3	4	5	6	7	8	9	10	11	12	13	14	15	16	17	18	19	20	21	22	23	24
INSTALLED CAPACITY		875.1	875.1	875.1	875.1	875.1	875.1	875.1	875.1	875.1	875.1	875.1	875.1	875.1	875.1	875.1	875.1	875.1	875.1	875.1	875.1	875.1	875.1	875.1	875.1
ON LINE CAPACITY		547.5	547.5	547.5	547.5	607.5	607.5	607.5	621	643	647.5	666.5	671	671	671	652	652	652	652	652	652	621	621	603	581
DEMAND		349.21	325.8	321.32	313.07	300.63	303.18	301.55	361.47	417.54	457.12	472.47	473.82	457.24	460.58	450.53	448.47	427.83	423.15	435.59	433.92	431.52	412.2	386.45	367.41
OPERATING RESERVE		198.29	221.7	226.18	234.43	306.87	304.32	305.95	259.53	225.46	190.38	194.03	197.18	213.76	210.42	201.47	203.53	224.17	228.85	216.41	218.08	189.48	208.8	216.55	213.59

WEST COAST GRID OPERATION



Generation Mix Profile for 7th AUGUST 2013

Gas	10,640 MWh
Hydro	602 MWh
MFO/Diesel	2,306 MWh
SREP	626 MWh



	MFO/DIESEL	GAS	HYDRO	BIOMASS
SESB	766.44 MWh	1,642.10 MWh	580.00 MWh	- MWh
IPP	1,539.42 MWh	8,998.06 MWh	21.95 MWh	- MWh
SREP	- MWh	- MWh	MWh	625.52 MWh
TOTAL	2,305.86 MWh	10,640.16 MWh	601.95 MWh	625.52 MWh

	MFO/DIESEL	GAS	HYDRO	BIOMASS
SESB	5%	12%	4%	0%
IPP	11%	63%	0%	0%
SREP	0%	0%	0%	4%
TOTAL	100%	100%	100%	100%
TOTALLY	14,173.50			

DIST (IPP)	11%
DIST (SESB)	5%
SREP	4%
GAS (SESB)	12%
GAS (IPP)	63%
HYDRO (SESB)	4%
HYDRO (IPP)	0%
total	100%

